




NAME: _____ DATE: _____

Six Pairs of Opposite Verbs

W A B C C H G M A R R Y
 B N F J H D G P L B Y E
 O N X P O I B A V O X Z
 R M H K J V M S C Q S F
 R S P S S O S P E N D E
 O D A S X R B S I G H I
 W E A V X C J H F W S S
 D N V J E E U G H I J Y
 L Y A A D M I T O O N Y
 E U O F O R G E T N F D
 N F W Q E V W Z S G V A
 D J R E M E M B E R D S

Instructions

The words on the right are hidden in the diagram above. Any spaces or punctuation marks within the words on the right should be ignored. Words in the diagram read

-  from left to right
-  from top to bottom
-  from top left to bottom right

admit	deny
borrow	lend
find	lose
marry	divorce
remember	forget
save	spend

The words are always in a straight line. Some letters in the diagram may be used more than once. Not all the letters in the diagram will be used. Circle each word when you find it and cross it off the list.